

NITECORE®

KEEP INNOVATING

TUBE V2.0 USER MANUAL

Features

- Utilizes a high-performance LED with a max output of 55 lumens
- Built-in rechargeable Li-ion battery provides a max runtime of 58 hours
- Integrated intelligent Li-ion battery charging circuit (USB-C charging port)
- Advanced Power Cut-Off (APC) technology for an ultra-low parasitic drain
- Single switch offers one-hand operation
- 2 brightness levels and Infinitely Variable Brightness (1-55 lumens) available
- Wide range 100° flood beam
- Constructed from durable PC materials
- Dual metal key ring connector withstands up to 35kg (77lbs)
- Extremely lightweight, compact and portable
- Impact resistant to 1 meter







Specifications

Size: 56.5mm x 21mm x 8mm (2.22" x 0.83" x 0.31")
Weight: 9.6g / 0.34oz (Battery Included)

Accessories

Key Ring

Technical Data

FL1 STANDARD	HIGH	LOW
	55 Lumens	1 Lumen
	1h 15min	58h
	25m	3m
	156cd	2.2cd
	1m (Impact Resistance)	
	IP65 Rated	

Note: The stated data is measured in accordance with the international flashlight testing standards ANSI/NEMA FL1, using the built-in Li-ion battery (125mAh) under laboratory conditions. The data may vary in real world use due to different battery usage or environmental conditions.

* The Infinitely Variable Brightness varies from 1 to 55 lumens. Therefore, the runtime will vary from 58h to 1h 15min depending on the chosen level of output.

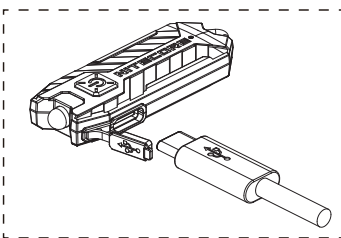
Charging Function

The TUBE V2.0 is equipped with an intelligent charging system. Please charge the battery before the first use.

Connecting to the External Power: As illustrated, use the USB cable to connect an external power supply (e.g. a USB adapter, a computer or other USB charging devices) to the USB-C port located on one side of the body to begin the charging process. The charging time is approx. 1.5 hours.

Charging Indicator: During the charging status, the blue charging indicator located on the Power Button will be steadily turned on to inform the user. When the battery is fully charged, the blue charging indicator will go off.

- The TUBE V2.0 can still be activated during the charging process.
- The TUBE V2.0 should be recharged when the output appears to be dim or the light becomes unresponsive due to low power.



Operating Instructions

LOW Level

When the light is off, press the Power Button to access the LOW Level. Press the Power Button again in over 3 seconds to turn it off.

HIGH Level

When the light is off, double press the Power Button to access the HIGH Level. Press the Power Button again to turn it off.

Momentary Illumination

When the light is off, press and hold the Power Button for over 1 second to access the HIGH Level of 55 lumens. Release to turn it off.

Infinitely Variable Brightness

When the light is off, short press and then long press the Power Button to access the adjustment of the Infinitely Variable Brightness, and release to select the current brightness level. Press the Power Button again to turn it off. This function does not have mode memory.

Lockout Mode

When the light is on, press and hold the Power Button for over 3 seconds until the LED flashes once to indicate that it has accessed Lockout Mode to prevent accidental activation. To exit Lockout Mode, press and hold the Power Button for over 3 seconds to unlock the light and access the HIGH Level.

(Note: The TUBE V2.0 will be automatically unlocked when being recharged in the Lockout Mode.)

Cautions

- Please charge the battery before the first use.
- Please recharge the product every 3 months when left unused for a prolonged time.
- CAUTION!** Possible dangerous radiation! Don't look into the light! Maybe dangerous for your eyes.
- The product contains small assembly parts. Please keep it away from children to avoid danger of choking or suffocation.
- DO NOT** disassemble, modify or reconstruct the product, otherwise the warranty will be nullified, and the product might be damaged.

Warranty Service

All NITECORE® products are warranted for quality. Any DOA / defective product can be exchanged for a replacement through a local distributor/dealer within 15 days of purchase. After that, all defective / malfunctioning NITECORE® products can be repaired free of charge within 24 months from the date of purchase. Beyond 24 months, a limited warranty applies, covering the cost of labor and maintenance, but not the cost of accessories or replacement parts.

The warranty will be nullified if

- the product(s) is/are broken down, reconstructed and/or modified by unauthorized parties;
- the product(s) is/are damaged due to improper use.

For the latest information on NITECORE® products and services, please contact a local NITECORE® distributor or send an email to service@nitecore.com

SYSMAX Innovations Co., Ltd.

TEL: +86-20-83862000
FAX: +86-20-83882723
E-mail: info@nitecore.com
Web: www.nitecore.com
Address: Unit 6355, 5/F, No. 1021 Gaopu Road, Tianhe District, Guangzhou, 510653, Guangdong, China



 Please find us on facebook : NITECORE Flashlight

Thanks for purchasing NITECORE!

TUBE19082.025